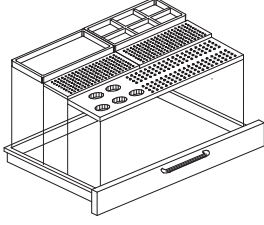
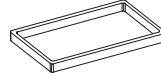
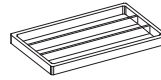
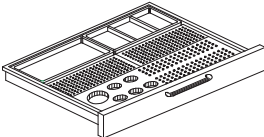
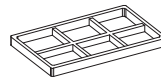
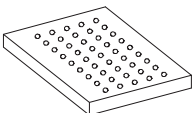
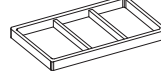
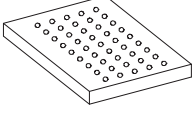
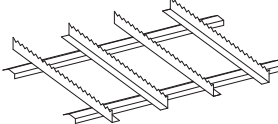
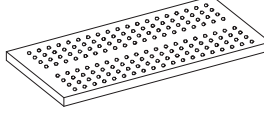
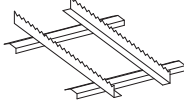
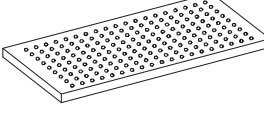
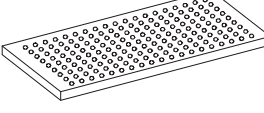
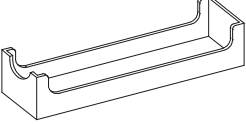
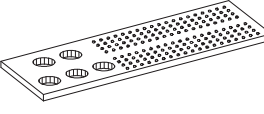


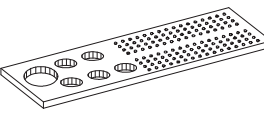
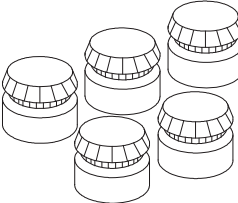


Artikel	Artikelbezeichnung	Euro-Preis	Artikel	Artikelbezeichnung	Euro-Preis
---------	--------------------	------------	---------	--------------------	------------

**SCHUBLADENBEREICH / EINSÄTZE**

**Zubehör**

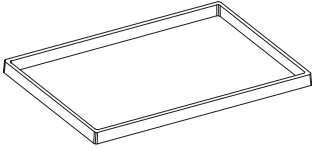
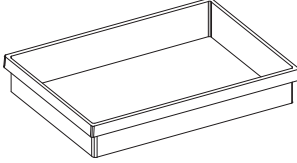
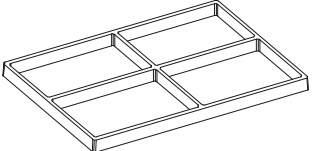
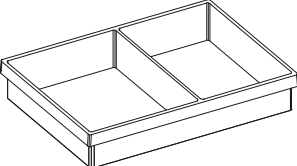
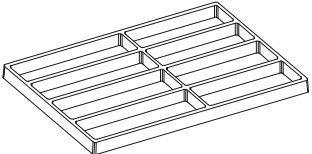
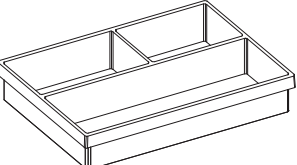
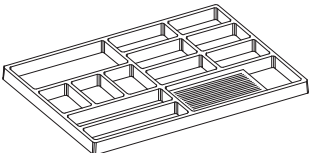
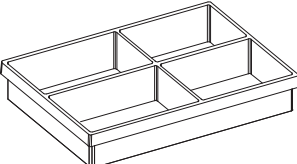
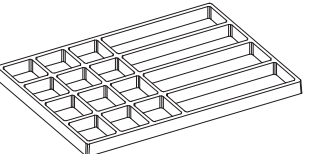
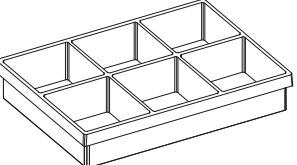
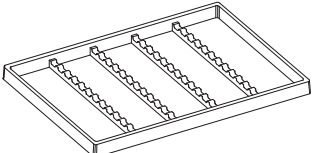
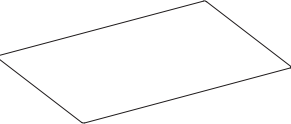
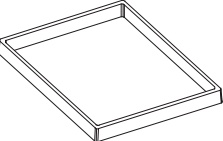
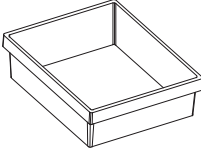
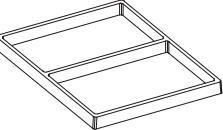
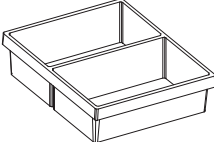
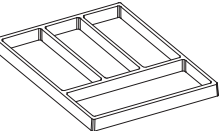
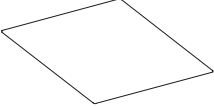
für R12 Schubladen; Bohrerständer, Opalschalen etc., Instrumentenbänke, KFO-Behälter+

	<p><b>IBL4030.5</b> Behandlungslade R1 Einrichtung komplett mit 2 Opalschalen (IOT1 + IOT6) 2 Bohrerständer (IB2010.2 + IB2010.3) 1 Bohrerständer vorgesehen für Kappgläserset (IB4010.5) 1 Kunststoffeinfuge</p>		<p><b>IOT1</b> Opalglas-Tray Außenmaße B200/T100/H25 mm</p>
			<p><b>IOT3</b> Opalglas-Tray Außenmaße B200/T100/H25 mm</p>
	<p><b>IBL4030.6</b> Behandlungslade R1 wie IBL4030.5, jedoch mit Bohrerständer IB4010.6 und 2 Opalschalen (IOT1 + IOT8), inkl. Wattedose</p>		<p><b>IOT6</b> Opalglas-Tray Außenmaße B200/T100/H25 mm</p>
	<p><b>IB1007.2</b> FG Bohrerständer Außenmaße B70/T100/H10 mm</p>		<p><b>IOT8</b> Opalglas-Tray Außenmaße B200/T100/H25 mm</p>
	<p><b>IB1007.3</b> WStk. Bohrerständer Außenmaße B70/T100/H10 mm</p>		<p><b>IIB1</b> Instrumentenbank Edelstahl hitzebeständig für Schublade R1</p>
	<p><b>IB2010.1</b> gemischter Bohrerständer Außenmaße B200/T100/H10 mm mit Ø 2 + 2,5 mm Aufnahmen</p>		<p><b>IIB2</b> Instrumentenbank Edelstahl hitzebeständig für Schublade R1</p>
	<p><b>IB2010.2</b> FG Bohrerständer Außenmaße B200/T100/H10 mm mit Ø 2 mm Aufnahmen</p>		
	<p><b>IB2010.3</b> WStk. Bohrerständer Außenmaße B200/T100/H10 mm mit Ø 2,5 mm Aufnahmen</p>		<p><b>KFOM</b> KFO-Modellbehälter aus Kunststoff, stapelbar B85/T305/H80 mm</p>
	<p><b>IB4010.5</b> FG/WStk. Bohrerständer mit Bohrung für Kappgläser-Set Außenmaße B405/T100/H10 mm</p>		<p><b>IBWD</b> V2A-Wattedose für Artikel IBL4030.6 / IB4010.6</p>
			<p><b>IBPD</b> V2A-Pelletsspender für Artikel IBL4030.6 / IB4010.6</p>
	<p><b>IB4010.6</b> Bohrerständer mit Bohrung für Kappgläser-Set und Wattedose Außenmaße 405 x 100 x 10 mm</p>		<p><b>IBKG</b> Kappgläser-Set (=5 Stück) für Artikel: IBL4030.5; IBL4030.6; IB 4010.5; IB 4010.6</p>

Artikel	Artikelbezeichnung	Euro-Preis	Artikel	Artikelbezeichnung	Euro-Preis
---------	--------------------	------------	---------	--------------------	------------

**SCHUBLADENBEREICH / EINSÄTZE**
**Zubehör**

Schubladeneinsätze aus Kunststoff, weiß

Außenmaße B407/T309/H22 mm		Außenmaße B407/T309/H82 mm	
	<b>E-20-1</b>		<b>E-80-1</b>
	<b>E-20-4</b>		<b>E-80-2</b>
	<b>E-20-8</b>		<b>E-80-3</b>
	<b>E-20-13</b>		<b>E-80-4</b>
	<b>E-20-16</b>		<b>E-80-6</b>
	<b>E-20-34</b>		<b>SK</b> Skyeinlage
Außenmaße B232/T309/H22 mm		Außenmaße B232/T309/H82 mm	
	<b>ZE-20-1</b>		<b>ZE-80-1</b>
	<b>ZE-20-2</b>		<b>ZE-80-2</b>
	<b>ZE-20-4</b>		<b>SKZ</b> Skyeinlage